



ಬೃಹತ್ ಬೆಂಗಳೂರು ಮಹಾನಗರ ಪಾಲಿಕೆ
Bruhat Bengaluru Mahanagara Palike



BBMP COVID-19 WAR ROOM 01.11.2022

BBMP / COVID-19 WAR ROOM / BULLETIN – 953 / 01.11.2022 / #BBMPfightsCOVID19



OVERVIEW OF COVID-19 IN BENGALURU



CASE TRENDS

ACTIVE CASES **1,898**

Confirmed Cases

47

18,74,743 #

Recovered Cases

14

18,55,855 #

Death Cases

0

16,990 #



HOSPITALIZATION

6

ICU – V

-

ICU

1

HDU

-

General

5

INCLUDES GOVT. QUOTA AND PRIVATE WALK-IN HOSPITALIZATION



VACCINATION

569

2,04,76,221 #

First Dose

104

96,77,351 #

Second Dose

181

94,78,792 #

Precaution Dose

284

13,20,078 #



TRIAGING

MTU

2

Tele Triage

44



ACTIVE CZs

0

MCZs (< 5 cases)

0

Clusters (> 5 cases)

0



TESTING

1,696

3,19,43,109 #

RAT

316

RTPCR

1,380

Positivity : 6.22%

*FOR LAST 7 DAYS

: indicates cumulative numbers till date



ABSTRACT OF COVID-19 SCENARIO IN BENGALURU


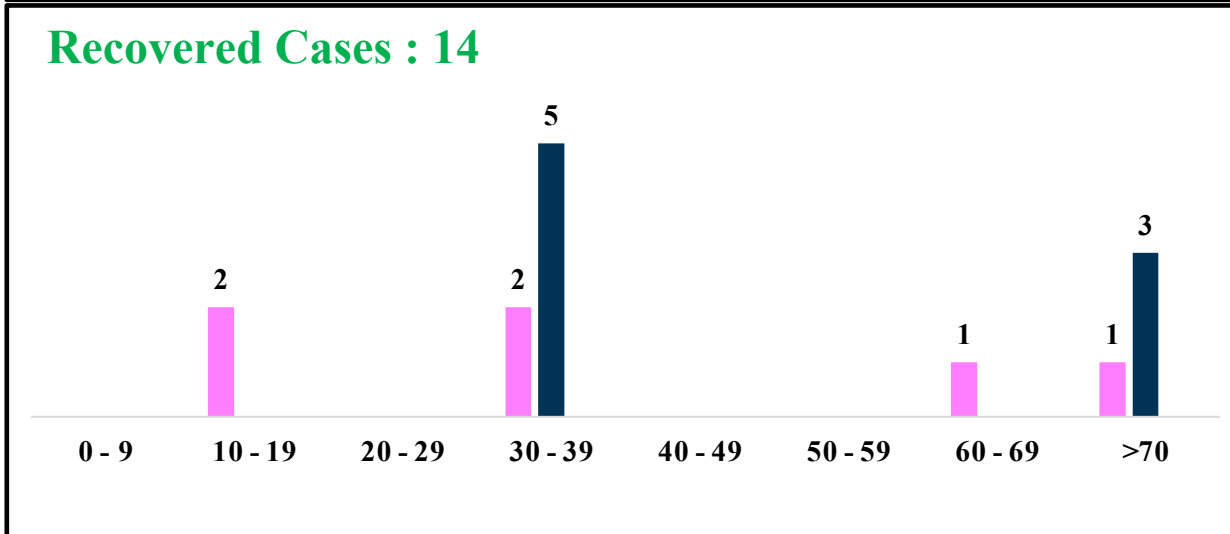
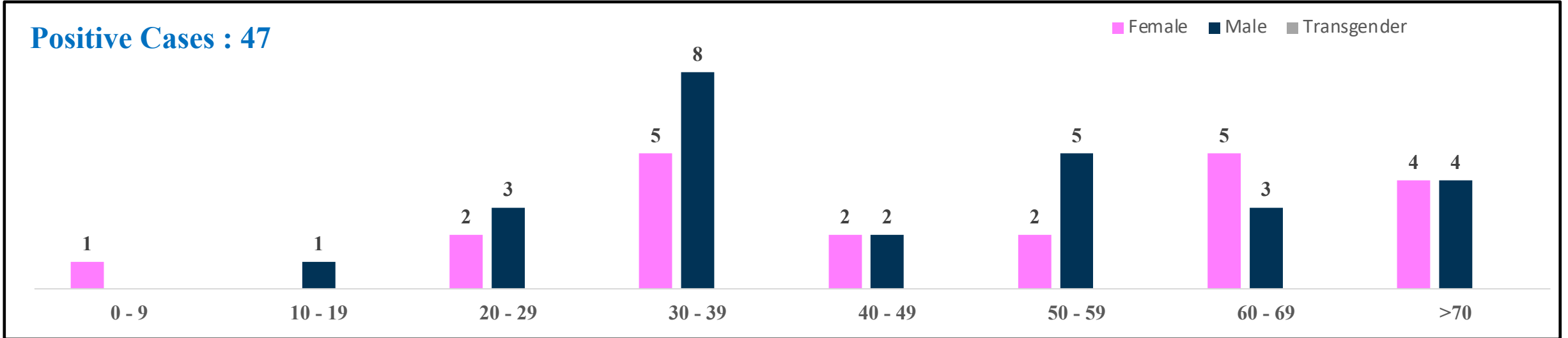


	MALE			FEMALE			TRANSGENDER			TOTAL		
	Last 24 Hours	Last 7 Days	Cumulative	Last 24 Hours	Last 7 Days	Cumulative	Last 24 Hours	Last 7 Days	Cumulative	Last 24 Hours	Last 7 Days	Cumulative
Positive Cases	26	378	11,04,830	21	308	7,69,021	0	0	196	47	686	18,74,743
Recovered Cases	8	347	10,92,740	6	280	7,63,021	0	0	187	14	627	18,55,855
Death Cases	0	0	10,760	0	0	6,226	0	0	4	0	0	16,990
Total Tests Done	In Last 24 hrs. : 1,696			In last 7 days : 11,030			Cumulative : 3,19,43,109					
Vaccine Doses Administered	In Last 24 hrs. : 569			In last 7 days : 2,471			Cumulative : 2,04,76,221					
ACTIVE CASES									1,898			

*Covid deaths occurred today : 00 | Covid deaths occurred beyond last 24hrs., reported today : 00

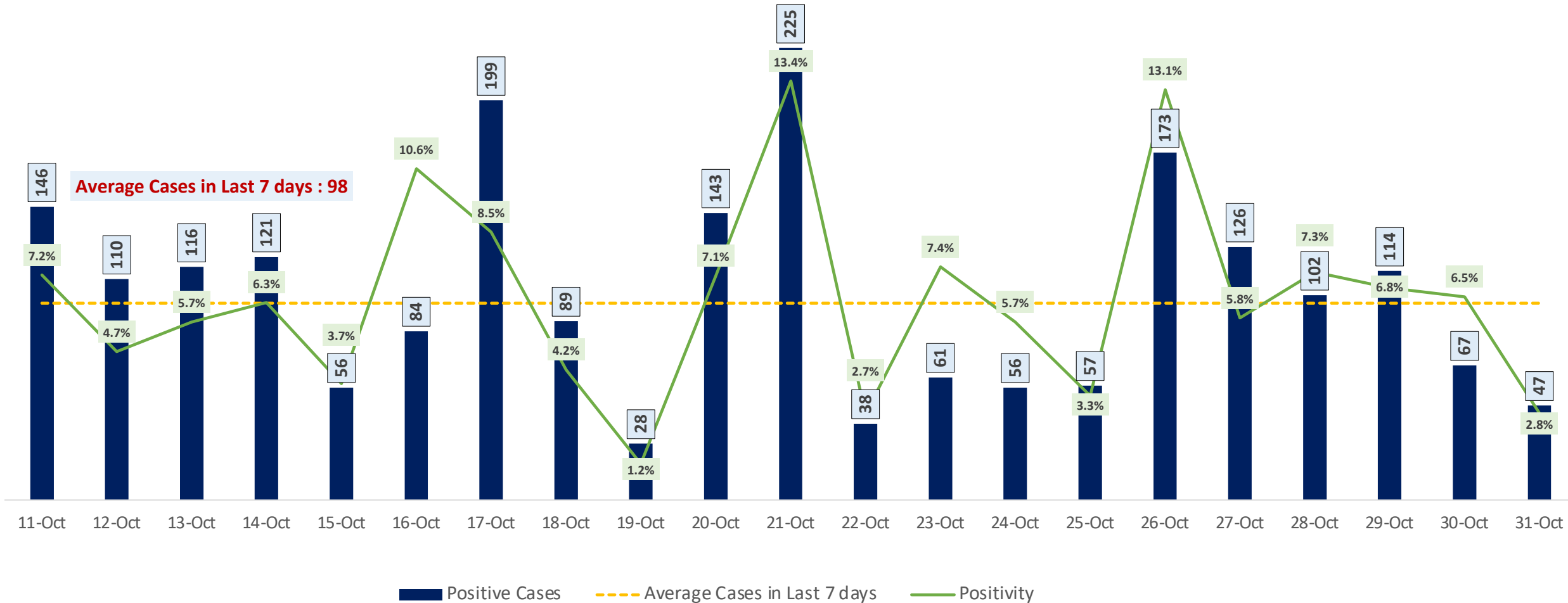


LAST 24 HOURS AGE GROUP AND GENDER WISE DISTRIBUTION





POSITIVITY RATE OF BENGALURU – LAST 21 DAYS

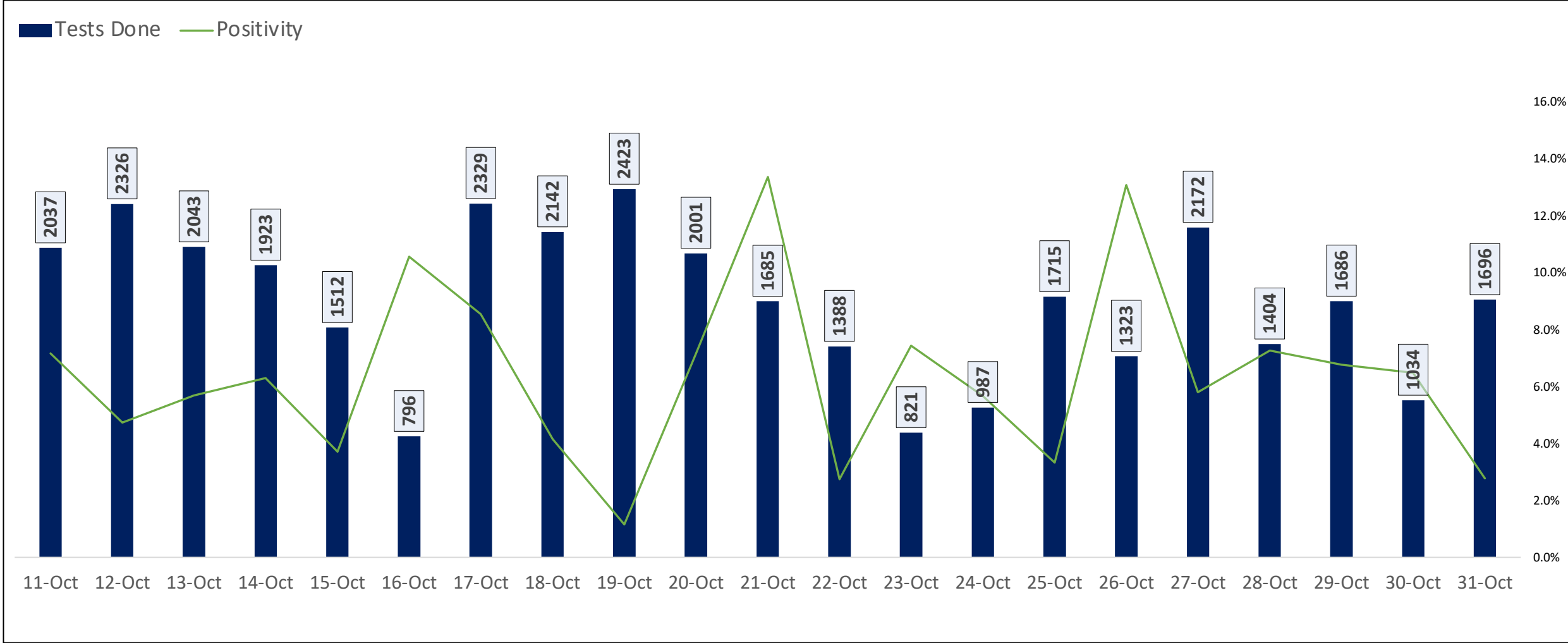




TESTING TRENDS IN BENGALURU

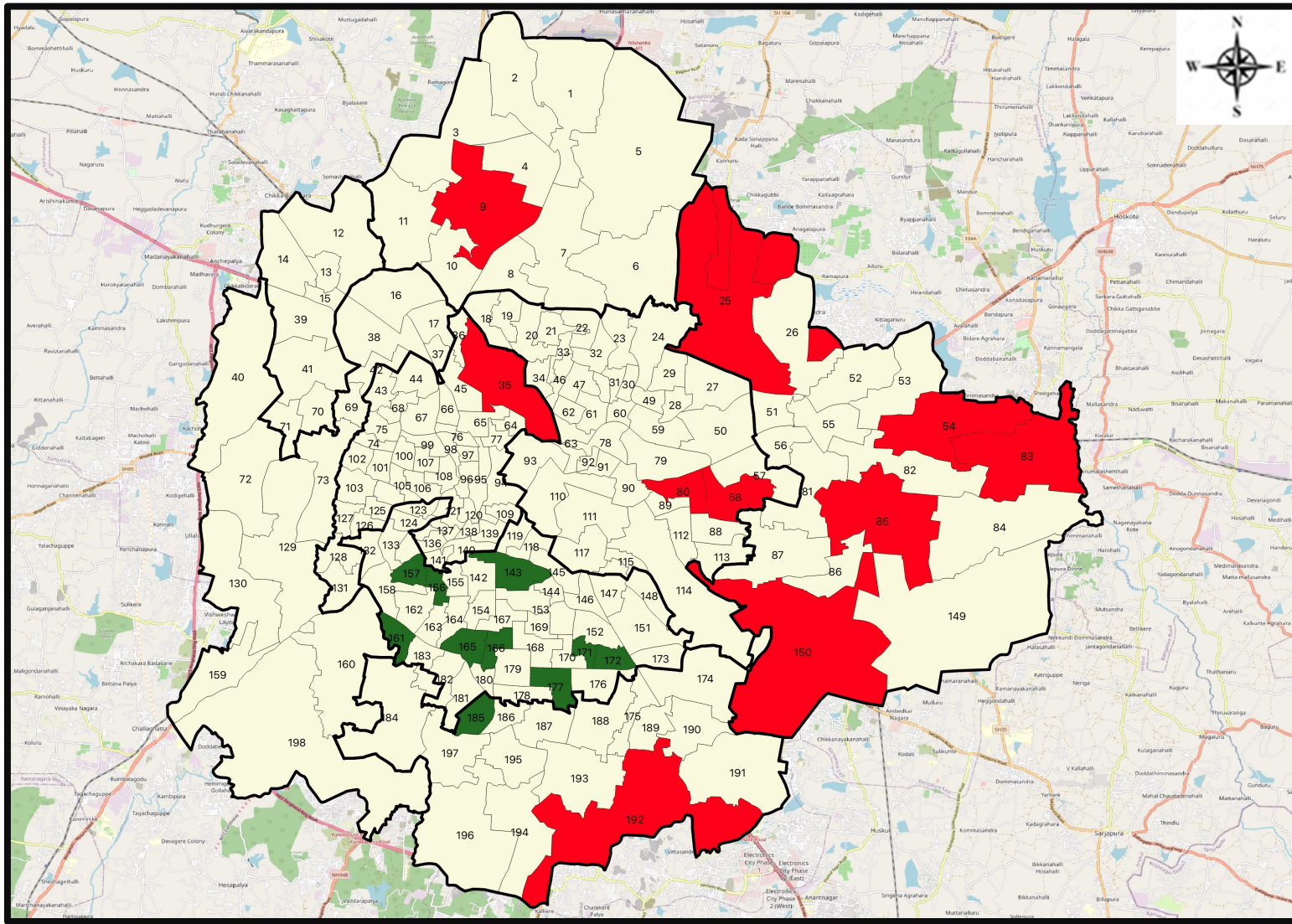


Total Test Conducted Till Date	Test Conducted Last 24 hours	Last 7 Days Average
3,19,43,109	1,696	1,576





BENGALURU URBAN MAP SHOWING TREND OF POSITIVE CASES IN LAST 7 DAYS



Top 10 wards reporting highest number of positive cases in last 10 days

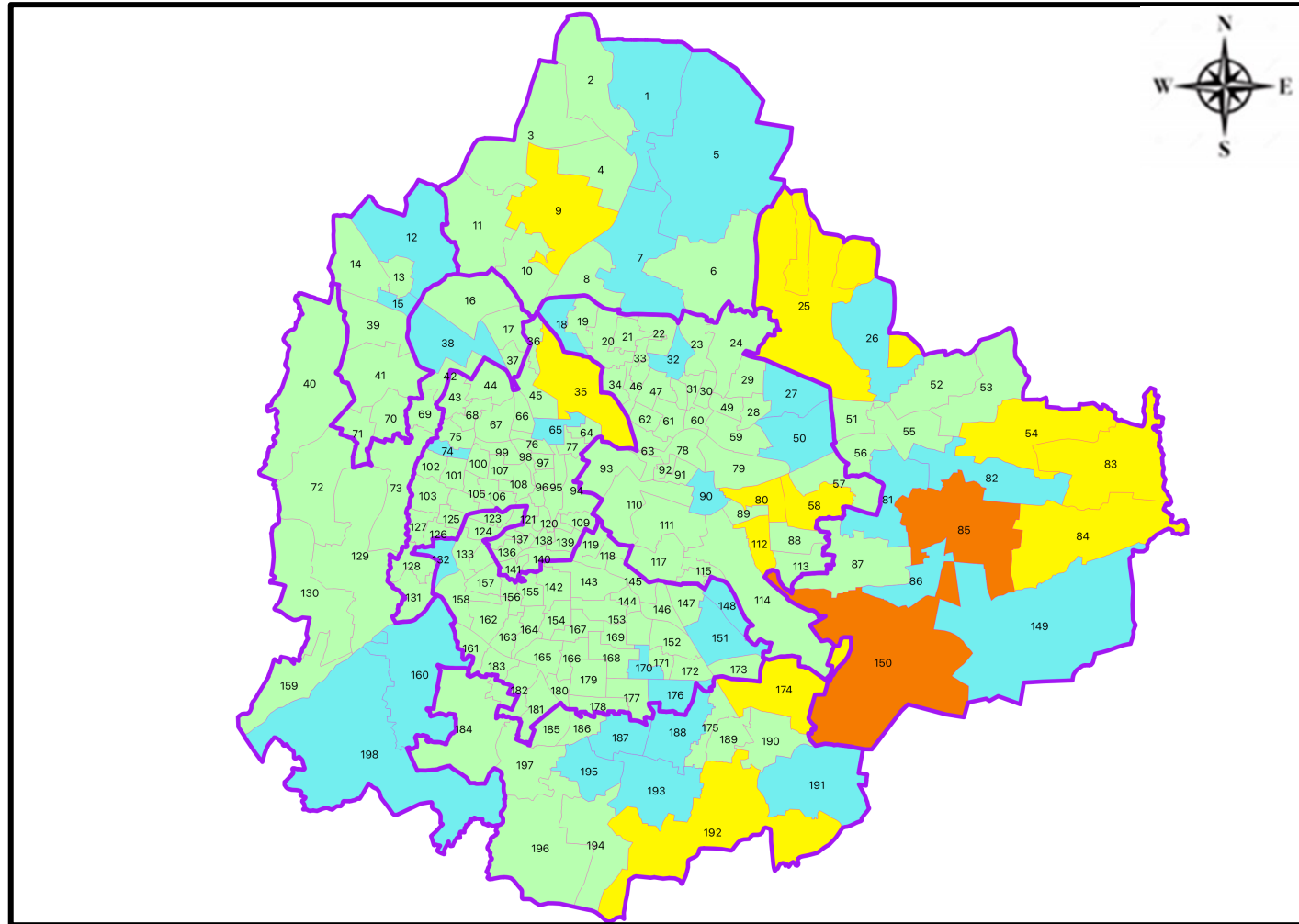
Ward No.	Ward Name	Daily Cases Average
150	Bellanduru	5
85	Dodda Nekkundi	3
25	Horamavu	2
83	Kadugodi	2
192	Begur	2
58	New Tippasandra	1
9	Vidyaranyaपुरa	1
35	Aramane Nagar	1
54	Hudi	1
80	Hoysala Nagar	1







Top 10 wards reporting least number of positive cases in last 7 days

Ward No.	Ward Name	Daily Cases Average
185	Yelchenahalli	0
177	J P Nagar	0
172	Madivala	0
171	Gurappanapalya	0
166	Karisandra	0
165	Ganesh Mandiara Ward	0
161	Hosakerehalli	0
157	Gali Anjaneya Temple	0
156	Srinagara	0
143	Vishveshwara Puram	0



BENGALURU MAP SHOWING INTENSITY OF POSITIVE CASES IN LAST 7 DAYS



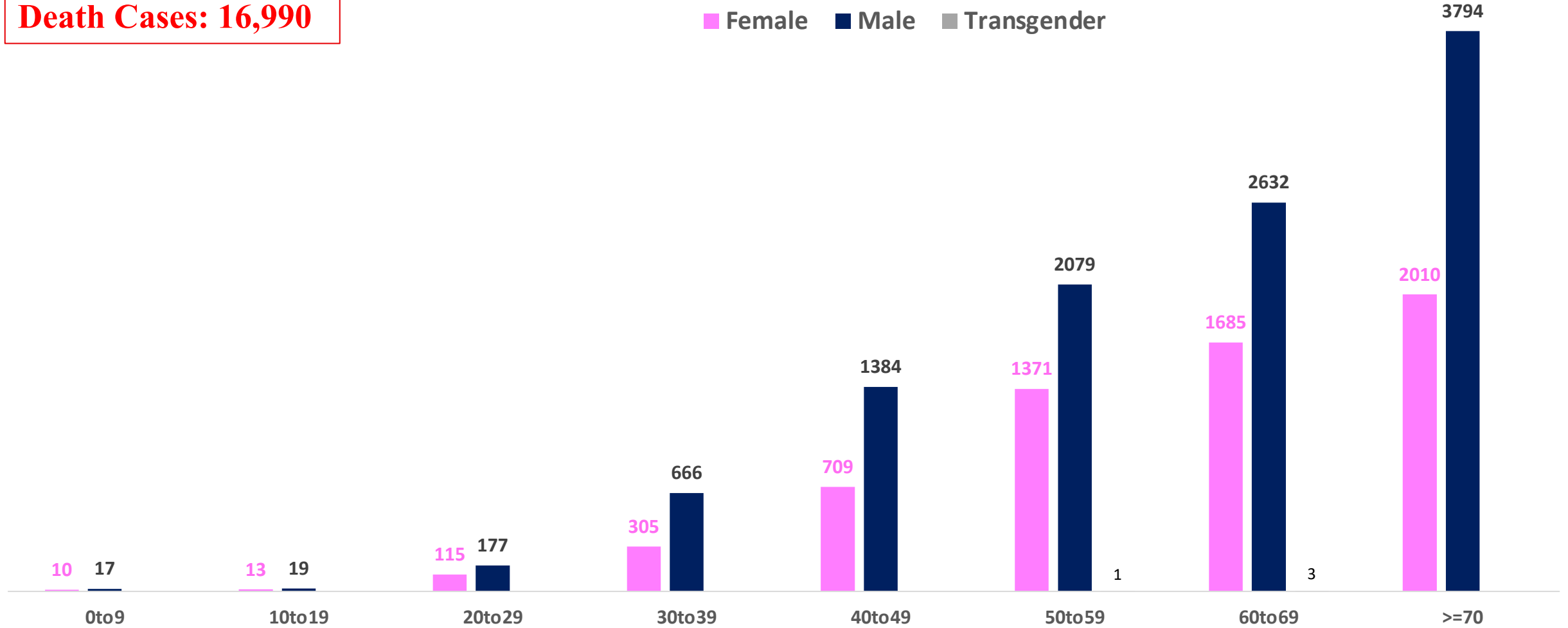
-  **Level 1 : 0 to 3 Cases**
-  **Level 2 : 3 to 10 Cases**
-  **Level 3 : 10 to 20 Cases**
-  **Level 4 : 20 to 50 Cases**
-  **Level 5 : More than 50 Cases**
-  **Zone Boundaries**



AGE AND GENDER WISE DISTRIBUTION OF DEATH CASES



Death Cases: 16,990





COVID-19 SCENARIO IN BENGALURU AND OTHER METROPOLITAN CITIES



CITY NAME	Positive Cases	Active Cases	Recovered	Deceased	Vaccine Doses Administered
New Delhi	20,06,158	348	19,79,302	26,508	3,73,16,241
Bengaluru*	18,74,743	1,898	18,55,855	16,990	2,37,78,001
Mumbai	11,53,022	527	11,32,757	19,738	2,21,34,280
Chennai	7,92,611	385	7,83,156	9,070	1,13,95,839

Source : <https://dashboard.cowin.gov.in/> at 5:00pm (01.11.2022)
Source : <https://www.covid19bharat.org/> at 5:00pm (01.11.2022)

*includes BBMP & Bengaluru Urban



SNAPSHOT OF COVID-19 CASES IN BENGALURU URBAN



**Total Wards With
<= 5 Cases* :
173**

**Tests Conducted
on 31.10.2022:
1,696**

**Recovery
Rate*:
98.99%**

**Total
Active Cases :
1,898**

**Total Vaccinated
on 31.10.2022:
569**

**Positivity
Rate* :
6.22%**

**Active
Rate*:
0.10%**

**Case
Fatality Rate* :
0.00%**





*Total positive cases In the past 7 days

*CFR and positivity is for Past 7 days



ಬೃಹತ್ ಬೆಂಗಳೂರು ಮಹಾನಗರ ಪಾಲಿಕೆ
Bruhat Bengaluru Mahanagara Palike



Download BBMP Bulletin	https://apps.bbmpgov.in/covid19/mediabulletin.php
To register for vaccination :	https://selfregistration.cowin.gov.in/
BBMP COVID19 Dashboard:	https://apps.bbmpgov.in/covid19/
Follow us on:	 www.facebook.com/bbmp.comm1/
	 twitter.com/BBMPCOMM
	  BBMPSplHealth

Issued by:

**Honorable Chief Commissioner, BBMP
Special Commissioner Health & IT, BBMP
MD, Bengaluru Smart City Limited**

THANK YOU !

